








Pricing is based on average panel size from the previous year term

- Florida’s HIE uses a blended average monthly panel from the previous 12-month period (July-June). This structure aligns for more predictable budgeting for participating organizations. For new organizations, costs will be estimated based on panel size and anticipated growth and activity.

Invoices will be generated annually (Net 30)

- Payment may be made annually (or quarterly by request)
- Annual upfront payment will trigger a 5% discount.

Type	Base Panel	Base Rate <i>Per-Patient, Per Year</i>	High Volume Panel	High Volume Reduced Rate <i>Per-Patient, Per Year</i>	Examples <i>Costs do not reflect 5% discount noted above</i>	
					Panel Volume	Cost Per Year
 Provider (Subscriber only)	50,000	\$0.30	50,001+	\$0.15	<20,000	WAIVED
					30,000	\$9K
					60,000	\$16.5K
 Provider (Data contributor and subscriber)	50,000	\$0.22	50,001+	\$0.11	<20,000	WAIVED
					30,000	\$6.6K
					60,000	\$12.1K
 Health Plan	75,000	\$1.50	75,001+	\$0.35	20,000	\$30K
					50,000	\$75K
					150,000	\$138.7K
 Dental Plan	50,000	\$0.30	50,001+	\$0.15	20,000	\$6K
					50,000	\$15K
					100,000	\$22.5K
 ACO	50,000	\$2.00	50,001+	\$0.25	20,000	\$40K
					50,000	\$100K
					100,000	\$112.5K

Please see our full fee schedule at flhie.org

